

GDL633 FS

SmartWay
Verified



For Trucks, Drive Position







Long Haul



Regional



SmartWay Verified Ultra Wide Base Drive Tire

Features	Benefits
 Ultra wide base with special tread compound	Reduced rolling resistance for improved fuel economy and lower operating cost
 Special sipes design	Even contact pressure to minimize irregular wear
 Rugged lug pattern design	Excellent drive performance and traction, with improved vehicle stability for driver confidence
 Seven circumferential groove design	Efficient water evacuation for excellent wet traction

Tire Size	Item Code	PR	LR	LI/SR	Approved Wheel	Allowed Wheel	Max Load Single	Max Load Dual	Section Width	Static Loaded Radius	Overall Diameter	Tread Depth	RPM	Weight
					Inch	Inch	(Lbs. @ PSI)	(Lbs. @ PSI)	Inch	Inch	Inch	32nds		Lbs.
445/50R22.5	100EV1282Q	20	L	161L	14.00	15.00	10,200@120	—	17.5	18.6	40.1	23	518	188

PR Ply Rating LR Load Range LI Load Index SR Speed Rating RPM Revolutions Per Mile

Giti manufactures SmartWay Verified Technologies. Learn more at epa.gov/smartway. Product details given for information only. Giti reserves the right to modify details of products and services at any time and without notice.



COMMERCIAL TRUCK TIRES